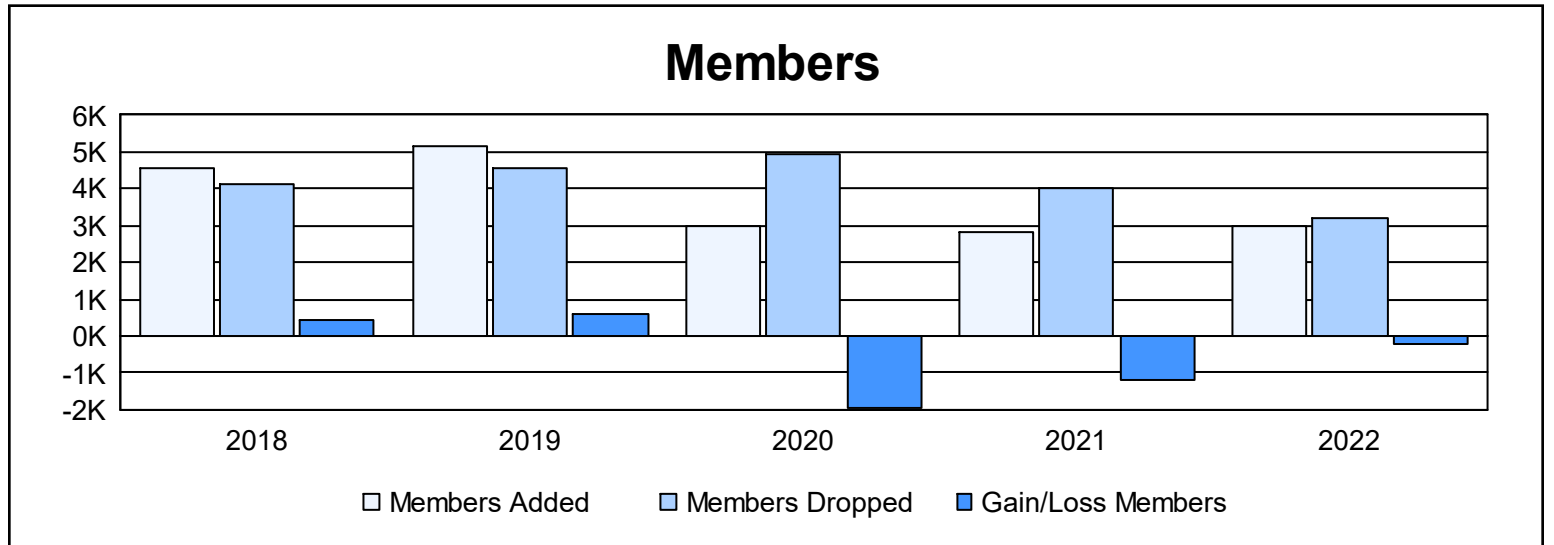
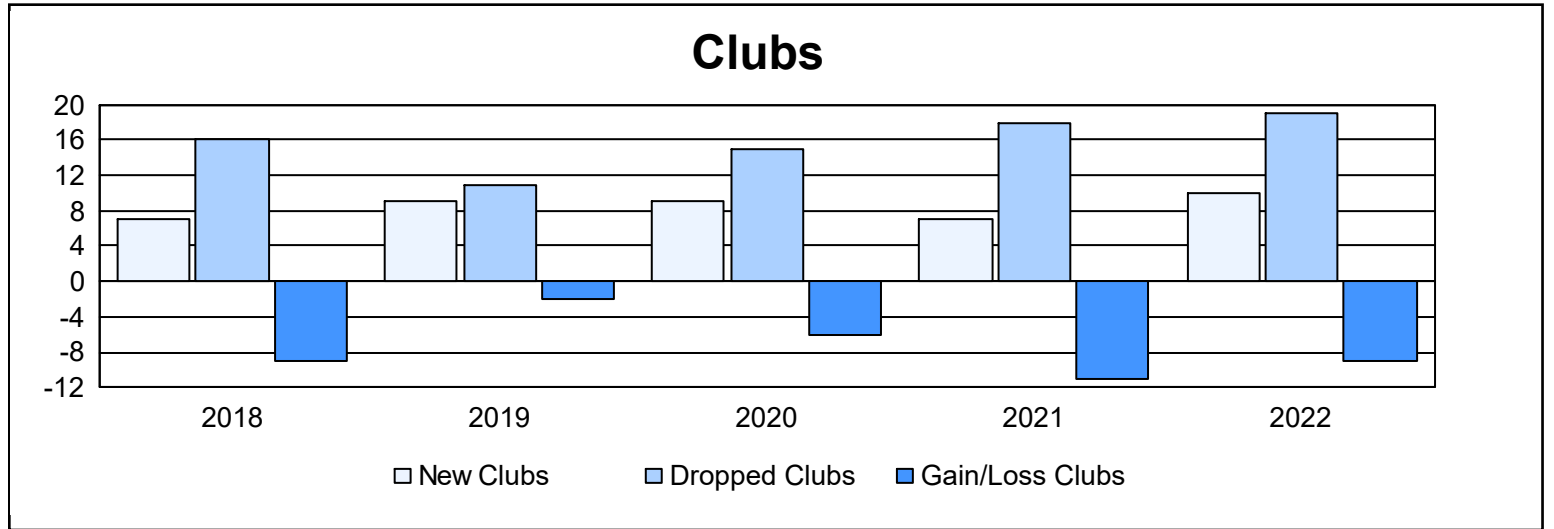
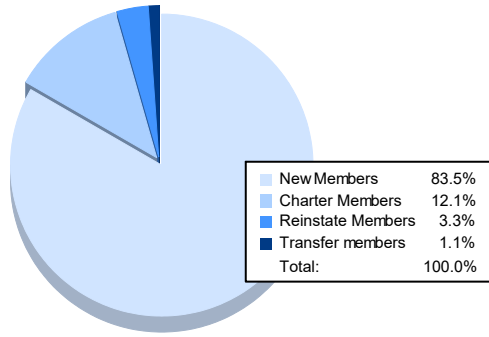


Year	New Clubs	Dropped Clubs	Gain/ Loss Clubs	New Members	Charter Members	Reinstate Members	Transfer Members	Total Member Added	Total Members Dropped	Gain/ Loss Members
2017-2018	7	16	-9	3,997	308	165	108	4,578	4,133	445
2018-2019	9	11	-2	4,590	389	153	26	5,158	4,576	582
2019-2020	9	15	-6	2,498	319	123	32	2,972	4,951	-1,979
2020-2021	7	18	-11	2,331	257	188	19	2,795	3,990	-1,195
2021-2022	10	19	-9	2,505	362	100	34	3,001	3,224	-223
<b>Average</b>	<b>8</b>	<b>16</b>	<b>-7</b>	<b>3,184</b>	<b>327</b>	<b>146</b>	<b>44</b>	<b>3,701</b>	<b>4,175</b>	<b>-474</b>



### Membership Composition June 2022 Cumulative



### Gender Composition June 2022 Cumulative

